



art metal

# WR4

## F.P.H. Art Metal Sp.j.

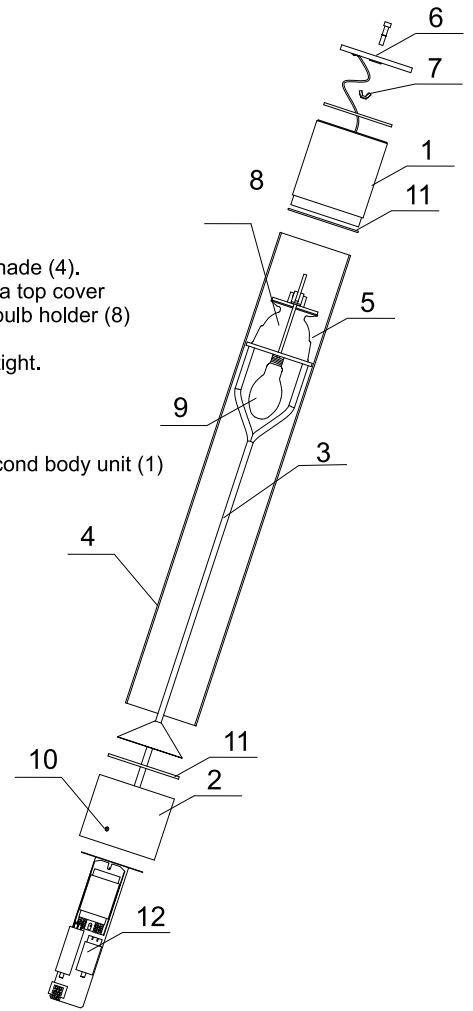
Ul. Jabłoniowa 124, 83-331 Łapino Kartuskie, Poland  
 Tel. 0048 58 681 80 78, Fax: 0048 58 681 80 64  
 www.art-metal.pl e-mail: biuro@art-metal.pl

### Construcion:

Luminary consists of 2 aluminum body units (1,2) connected together by a fastener (3) which holds shade (4). The luminary is equipped with a ODB-4 (5) reflector, mounted at the top. Top body unit is closed with a top cover (6), below the top cover, handtight nuts (7) can be found, used for tightening both body units. Ceramic bulb holder (8) is inside the reflector. Light source (9) should be mounted in the ceramic bulb holder. Luminary should be mounted on the starter of the pole by pressing down (10). Gaskets make the unit weather-tight.

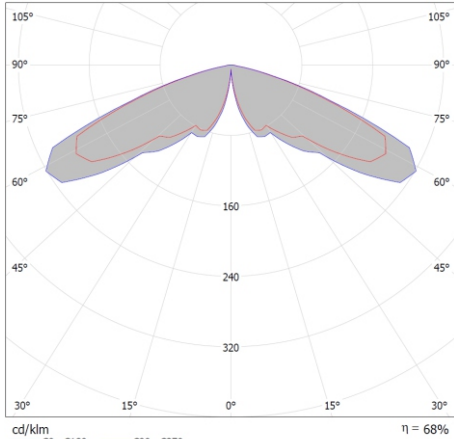
### Mounting instruction:

- \*)-mount the light source (9) in the ceramic bulb holder (8), found in the reflector
- connect the electrical cables to the terminals of igniter (12).
- on top of the lower body unit (2) with fastener (3) put the shade(4), closing from top by using the second body unit (1)
- \*)-fasten everything with handtight nuts (7) so there will be no clearance left. Cover with the top (6).
- mount the terminals of igniter (12) to the bottom of the luminary

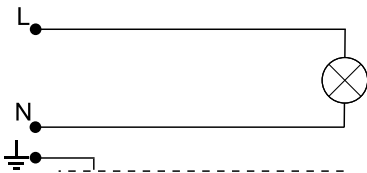


If any lantern elements are supplied factory-mounted, the mounting stages marked with \*) should be omitted (as this has already been done by the manufacturer)

### TECHNICAL DATA:



Photometry (polar plot)



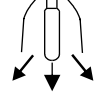
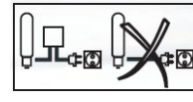
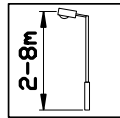
1. Incandescent bulb

**Power: ~230/50Hz**

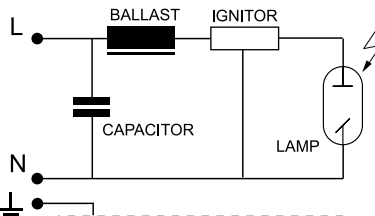
**Protective class: I**

**IP66 - electrical part**

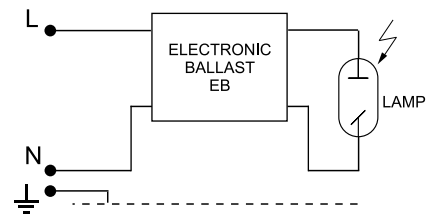
**IP66 - optical part**



### ELECTRICAL DIAGRAM:



2. Sodium / metal halide lamps



3. Sodium / metal halide lamps

Type	Light-producing element	Lamp holder	Weight [kg]	Pn [W]		Luminary dimensions
				IC	EB	
WR4 MH-70W	MH/HSI/HPI	E27	11,5	81	78	<p>Wind area A = 0,19m<sup>2</sup></p> <p>L/D 1220/160</p>
WR4 MH-100W	MH/HSI/HPI	E27	12,0	114	109	
WR4 S-70W	WLS/SHP/SON	E27	11,5	81	78	
WR4 Z-E/Z	Bulb / MINI - LINX	E27	10,0	Max. 60		

**WARNING !!** The weight of the unit may slightly differ for individual production batches.

