

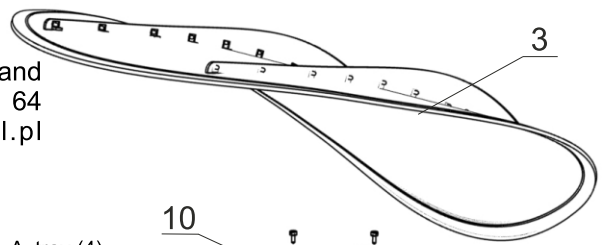


art metal

# 12 MERKURY

F.P.H. Art Metal Sp.j.

Ul. Jabłoniowa 124, 83-331 Łapino Kartuskie, Poland  
Tel. 0048 58 681 80 78, Fax: 0048 58 681 80 64  
www.art-metal.pl e-mail: biuro@art-metal.pl



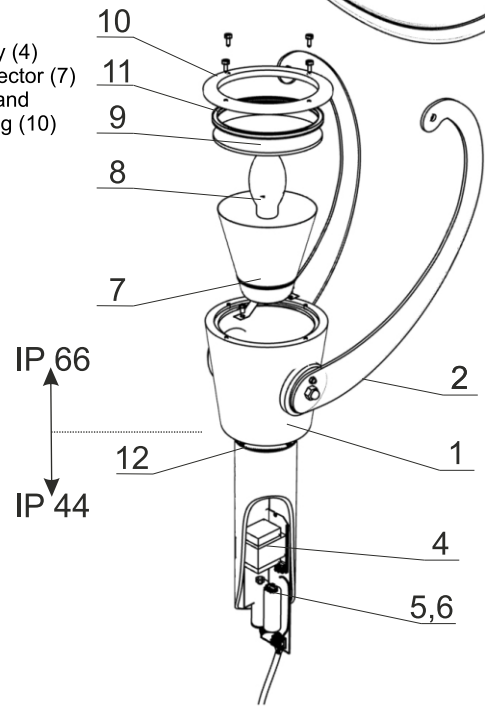
### Construction:

The unit consists of a lamp body (1) with a screen (3) fitted to it with the help of brackets. A tray (4) holding an igniter module (5) and a lampholder (6) are mounted inside the lamp body (1). A reflector (7) is mounted on the tray (4) inside the lamp body (1). A lamp (8) is passed through the reflector and inserted in the lampholder. The lamp base is closed with a glass pane (9) kept in place by a ring (10) positioned on a gasket (11).

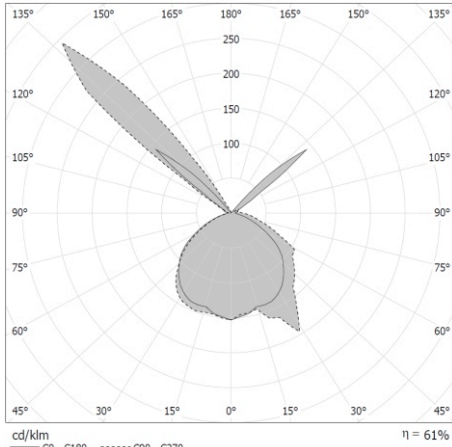
### Mounting instructions:

- Connect the screen (3) with the brackets (2) and the lamp body (1).
- \*)-Attach the igniter module (5) and the lamp holder (6) to the tray (4).
- \*)-Use the bolts to fix the tray (4) to the lamp body (1).
- Put the reflector (7) into the lamp body (1).
- Fix in position the bulb (8), the glass pane (9) complete with the ring (10) and the gasket (11).
- Lead the electrical cables out of the pole and connect them to the igniter module (5).
- Position the unit on the pole inserting the gasket (12) between the pole and the unit.
- Use the mounting bolts to fix the unit in position.

If any lantern elements are supplied factory-mounted, the mounting stages marked with \*) should be omitted (as this has already been done by the manufacturer)



### TECHNICAL DATA:

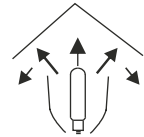
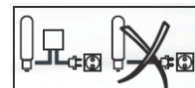


Power: ~230/50Hz .

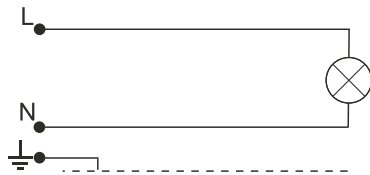
Protective class: I

IP44 -electrical part

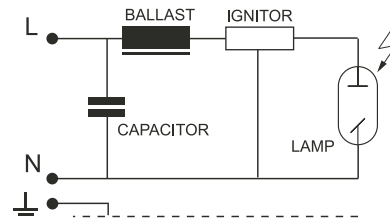
IP66 -optical part



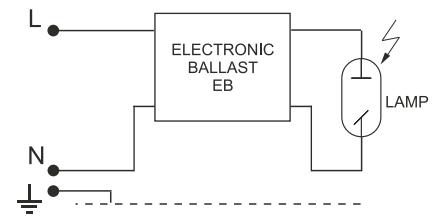
### ELECTRICAL DIAGRAM:



1. Incandescent bulb



2. Sodium / metal halide lamps



3. Sodium / metal halide lamps

Type	Light-producing element	Lamp holder	Weight [kg]	Pn [W]	
				IC	EB
12MH-70W	MH/HSI/HPI	E27	10,2	81	75
12MH-100W	MH/HSI/HPI	E27	10,7	114	105
12MH-150W	MH/HSI/HPI	E27	11,4	169	155
12S-70W	WLS/SHP/SON	E27	10,2	81	75
12Z-E/Z	Bulb / MINI - LINX	E27	8,7	Maks. 60	

Wind area  
A = 0,39m<sup>2</sup>

L/B/D  
790/900/850

**WARNING !!** The weight of the unit may slightly differ for individual production batches.

